



CIRRUSAIRCRAFT.COM

Welcome to Xi

Cirrus Xi is more than a custom-tailored aircraft designed for your specific desires. It is an opportunity for you to become an integral part of the design process; to lead the team creating your dream aircraft.

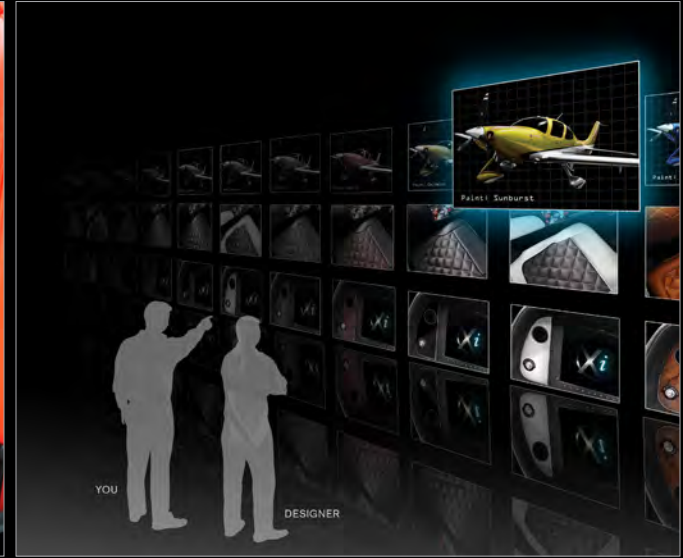
As if the process of building a new Cirrus wasn't exciting enough, the Cirrus Xi experience takes this to a whole new level. By working together, we can assure you of the most satisfying and exciting creation process available in general aviation. The end result is nothing short of pure satisfaction.

Our planes already embody your highest standards; the most cutting edge technology, innovative safety features, impressive interiors and exhilarating performance. Now experience a Cirrus that will also express your unique personality.

Cirrus Xi. Create your dream Cirrus.

Thank you

Cirrus Design Team



Design

Work with us to design the look of your plane. Right away, at the very beginning stages, you will be a part of the design team, making decisions about your plane. We hope you will be able to join us at Cirrus worldwide headquarters in Duluth, Minnesota for hands-on decision time.

Details

From exterior composition, color palette, seating materials, leather colors and grains, stitching, accents, air vent and light bezel finishes, exterior graphics, console and panel trim inserts - it's all in the details. With the assistance of our team, you will choose the right combination of options to satisfy your tastes.

Tailored

Have your company logo, family crest or other insignia added for further personalization. From exterior graphics that will leave no doubt whose plane this is, to interior stitching of logos, graphics and even your name to make every part of your Cirrus Xi individual to you and your needs.



The Art of the Possible


Exterior | color palette
graphics

Interior | leather
stitching
accents

Personalized | insignia

Workbook | exterior
interior
personalization

Xi Exterior



alluring presence


Exterior | color palette




PARCHMENT




WHITE




STERLING



SUNBURST



IMPERIAL



GULF


Base

First, choose your base color. This sets the tone for your exterior look. These options will determine just how bold your plane will be at first sight as the base will be the primary color applied to the entire aircraft.

Accent

Now for the detail that will really set your Cirrus apart on the runway. Accent colors may be added to fuselage, wing tips and wheel parts to create that perfect image you've always dreamed of.





PERSONALITY

Cirrus can create any graphic treatment, in any color, for your Xi to craft an exterior composition tailored to your wishes. Stripes, flourishes – final touches that enhance your aircraft's look and individuality.

There are over 180 vinyl colors available for your exterior graphics.



Xi Interior


custom tailored





- Wisdom
- Cran
- Cajun Spice
- Curry
- Caramel
- Wheat
- Vanilla
- Tawny
- Dove
- Atlantic
- Castle
- Ebony
- Alcantara





Perfection

Perfection is in the fine details. There are many exclusive Xi options for the stitching throughout your cabin – on seats, door handles, center console and more. Your team will help you choose the stitching color as well as any customized patterns for the seats to really give the interior your unique presence.



Choose from an extensive selection of finishes for your instrument panels.



Options for air vent and light bezel finishes to change the look of your interior.



Personal Aviation gets even more personal with customized nameplates and badges.





Personalized



Insignia

Throughout your aircraft, right on to every seat in the cabin we can recreate your company logo, family crest or any emblem of significance to you for further customization. The possibilities are endless.



YOU ARE Xi

This is your Cirrus, and to make it yours, we need your input. Through your Xi Consultant, you will be directly connected to your design team at Cirrus World Headquarters in Duluth, Minnesota. As an integral part of the conceptualizing, design and production of your new aircraft, your participation is essential. By working directly together we can assure you of the most satisfying and exciting creation process available in general aviation. The end result is nothing short of pure satisfaction.

THE PROCESS

Now that you are familiar with how the Xi process works, it's time to take a closer look at all the options. To begin, take some time to review the following pages. These are the major decisions you will need to make and the timelines involved.

Some Xi customers arrive with a fully-visualized Cirrus ready to be created. Others have some ideas fully developed and some vague, ready to be discussed and decided upon. And still others start with a completely open slate, ready to sit down and be introduced to all the possibilities. Regardless of how precise your ideas are, we suggest you start with the exterior color and style of the aircraft then move into the interior.

DESIGN CATEGORIES



EXTERIOR DESIGN



INTERIOR DESIGN

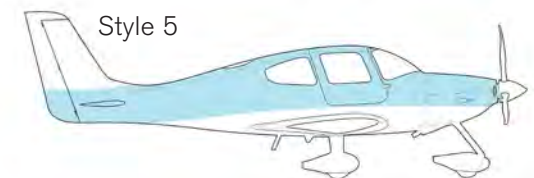
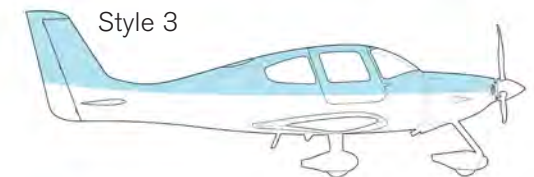
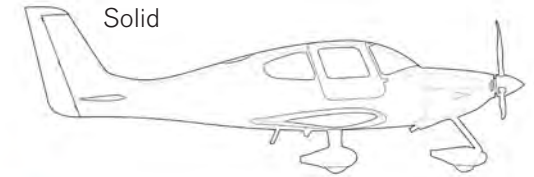
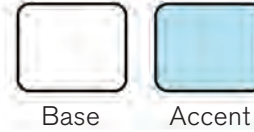


PERSONALIZATION



Style & Color Palette

This is what turns heads on a runway. It will be difficult to remain modest when your Cirrus Xi is out of the hanger (and even when it's in for that matter). The exterior paint scheme and color will be your first decision. Choose from solid or one of four styles of scheme, then choose your base and accent paint options.



Exterior Base Paint Options

White Sterling Parchment



Exterior Accent Paint Options

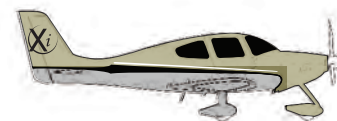
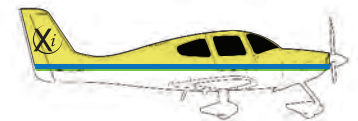
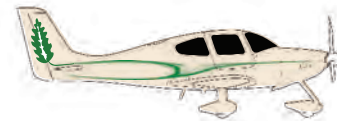

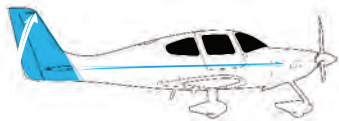
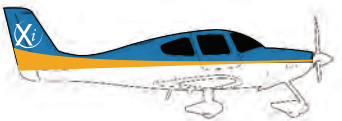

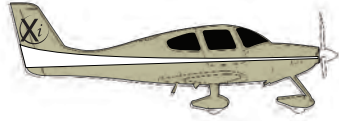
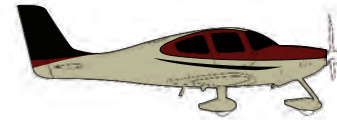
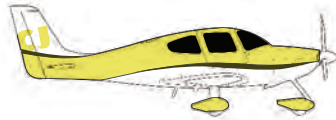
White Sterling Parchment Imperial Gulf Sunburst





Custom Stripes / Graphics

The possibilities for customization with graphics are virtually limitless. Work with your designer to create exactly what you want – whether you already have it sketched out in your mind, or need some help bringing your inspiration to fruition. It's the job of your team to take the direction from you and create your original stripe package to suit your Xi's personality.






















Cabin Options

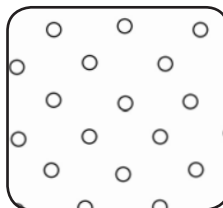
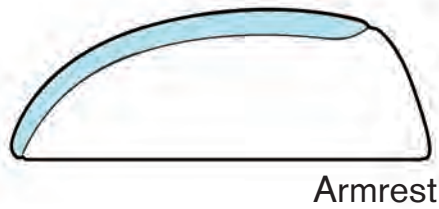
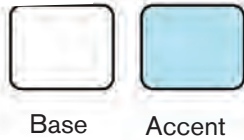
Now for the nitty-gritty. Your personal space. You're not just the pilot (as if that weren't enough), you're the owner of a world class aircraft. This will be obvious to you, and your passengers, from the moment you open the doors to the personalized cabin environment of your creation.

Interior Leather Options* (Base or Accent)

	Wisdom		Vanilla
	Cran		Wheat
	Cajun Spice		Dove
	Curry		Atlantic
	Caramel		Castle
	Tawny		Ebony

Interior Suede Options* (Accent Only)

	Alcantara (Suede)
	Ice (Suede)
	Ivory (Suede)
	Curry (Suede)
	Dove (Suede)



*Perforation is available on all leather / suede materials.

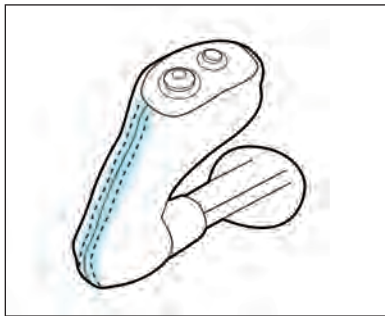
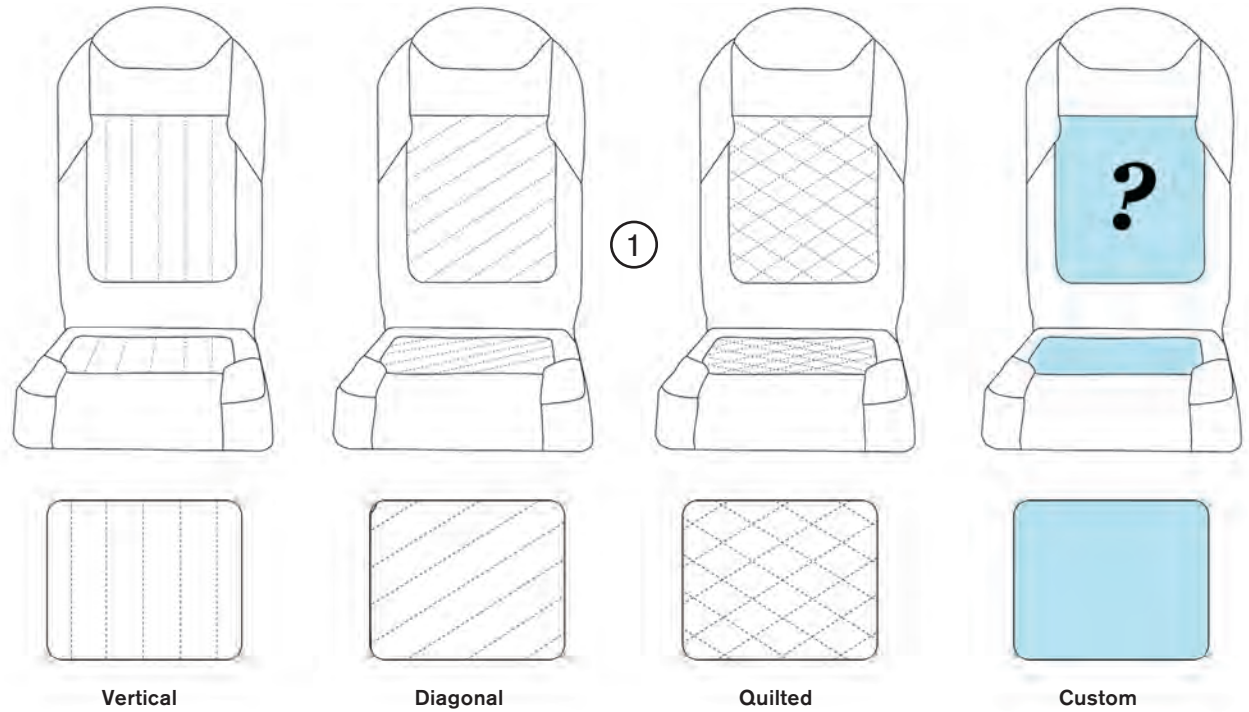


Stitching & Pattern

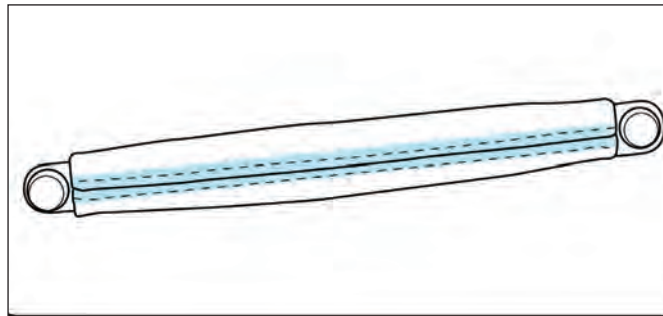
It's all in the details. Interior stitching adds a rich accent to your cabin design, but it is also possible to add patterning to the accent area of your seats and armrests (see Page 17). Choosing the perfect color and design to maintain your overall look is one of the little things that makes your Xi specifically yours.

Stitching Areas:

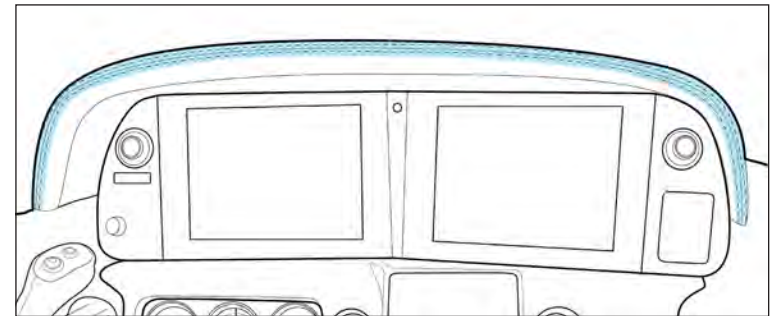
1. Seat Inserts
2. Side Yoke
3. Door Handle
4. Bullnose Glareshield



②



③


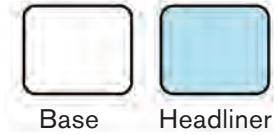


④



Side Panels

Working with your designer you will use color to create a personalized cabin environment to suit your tastes. All Cirrus aircraft have a reputation for luxurious cabins, but your Cirrus Xi will have the touches that make the difference between ordinary and extraordinary.



Base Material Options



Black



Grey



Ivory

Headliner Material Options



Black Suede



Grey Cloth



Grey Suede



Ivory Cloth



Ivory Suede



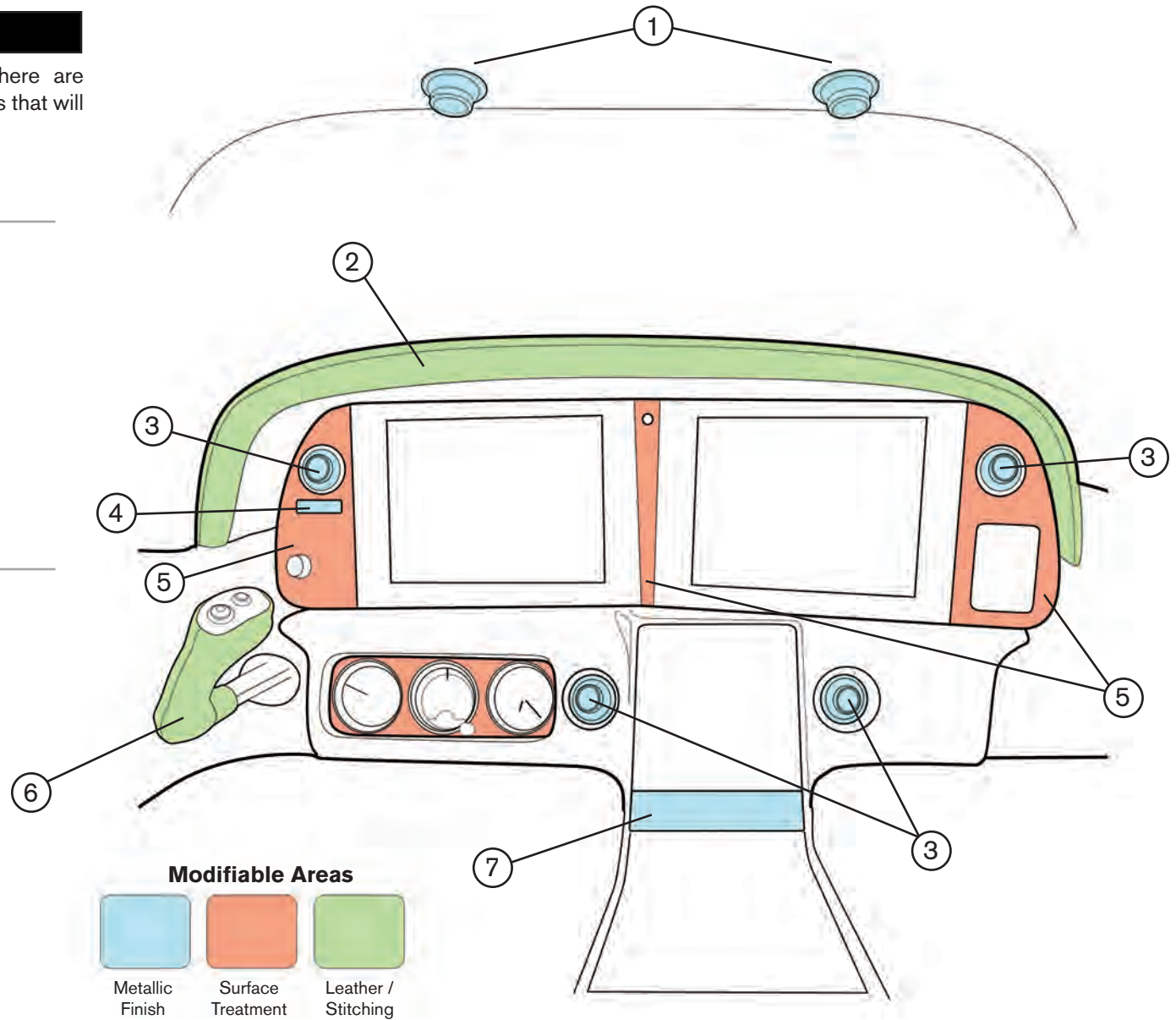
Flight Deck

You Xi flight deck is highly customizable. There are several detail options for creating individual looks that will give your cabin an environment all your own.

Customizable Features:

1. Light Bezels*
2. Bullnose Glareshield
3. Air Vents*
4. Tail # Badge
5. Instrument Panel*
6. Side Yoke
7. Nameplate

* Refer to **Page 21** for further description





Accents

The finish of your air vents and light bezels will accent your interior look.



Light Bezel



Airvent

Air Vent / Light Fixture Finish


Nickel



Chrome



Brushed

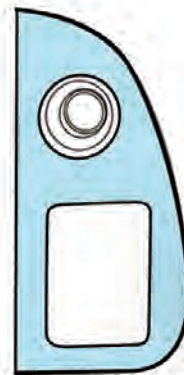


Black



Panels


Whether you prefer the elegant feel of wood grain or the high tech look of carbon fiber, your panels' finish will be a strong factor in defining your Xi interior. Choose from one of our available options.



Instrument Panel

Instrument Panel Trim


Carbon Fiber



Wood grain



Platinum Graphite





Insignia

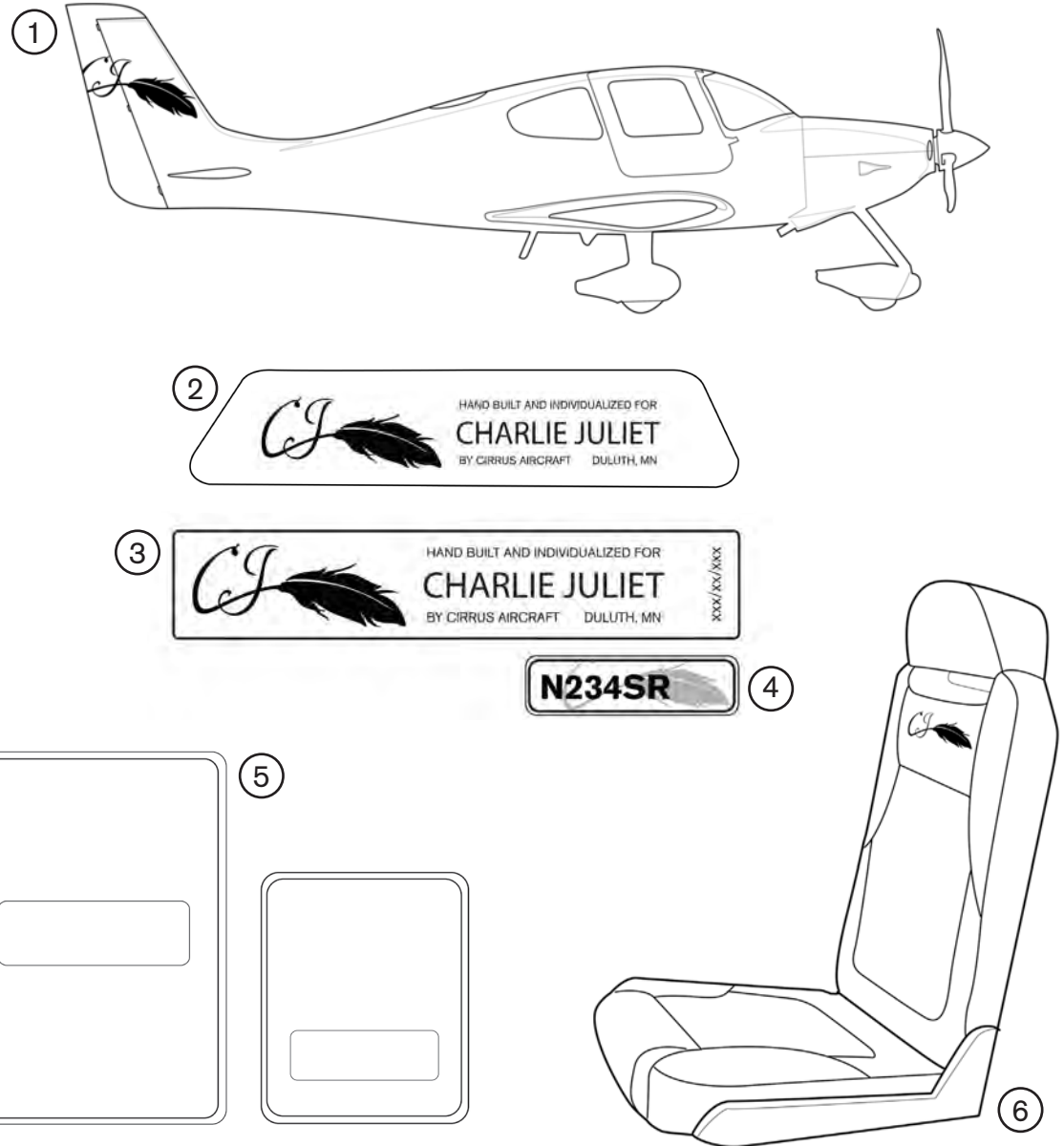
Thanks to the wide array of options we are able to provide you through the Xi program, you can take your dream Cirrus one step further with the addition of personal logos, initials, signatures or any other mark you choose, integrated into your final design. Interior seats can be embroidered or embossed with your mark or custom nameplates and badges can be installed. Tail art and other exterior graphics will let everyone on the runway know just whose Xi this is.

Insignia Examples:

1. Tail Art
2. Door Sill
3. Nameplate
4. Tail # Badge
5. Floor Mats
6. Seat Embroidery or Embossing



Sample Logo





CIRRUSAIRCRAFT.COM

CIRRUS AIRCRAFT 4515 TAYLOR CIRCLE DULUTH, MINNESOTA 55811 USA

Specifications, weights, representations, colors, list of equipment, use of materials, illustrations, photography, and model references are not warranted or guaranteed to be true or accurate. Actual useful load will vary depending on options installed on the aircraft. Always consult specific aircraft weight and balance data for flight planning. The pictures contained on this web site and/or brochure of specific models or other products may contain optional equipment or nonstandard features, which even if available, may be at an additional cost. You may rely only upon statements and representations contained in actual contracts that you enter into with Cirrus Design Corporation. Information and materials outside of the contract, such as may be contained on this web site and/or brochure, are not to be considered part of, inducement for, or given for you to rely on, when you enter into any contract or agreement with Cirrus Design Corporation. Prices are subject to change without notice. 10.15.10 ©2010, CIRRUS DESIGN CORPORATION. ALL RIGHTS RESERVED.